



**2012**

2013 4 24



	.....	1
	.....	2
	.....	3
1	.....	3
2	.....	3
3	.....	4
	.....	4
1	.....	4
2	.....	5
	.....	5
1	.....	5
2	.....	6
3	.....	6
	.....	7
1	.....	7
2	.....	8
3	.....	9
4	.....	9
5	.....	10
	.....	10
1	.....	11
2	.....	11
3	.....	12
4	.....	13
5	.....	13
6	.....	14
	.....	16

---

1	.....	16
2	.....	17
	.....	19
1	.....	19
2	.....	19
3	.....	20
4	.....	20
	.....	21
1	.....	21
2	.....	21
3	.....	21
4	.....	24
5	.....	24
	.....	25
1	.....	25
2	.....	26
3	.....	26
4	.....	26
5	.....	26



2012

2013

"

"

2013

"

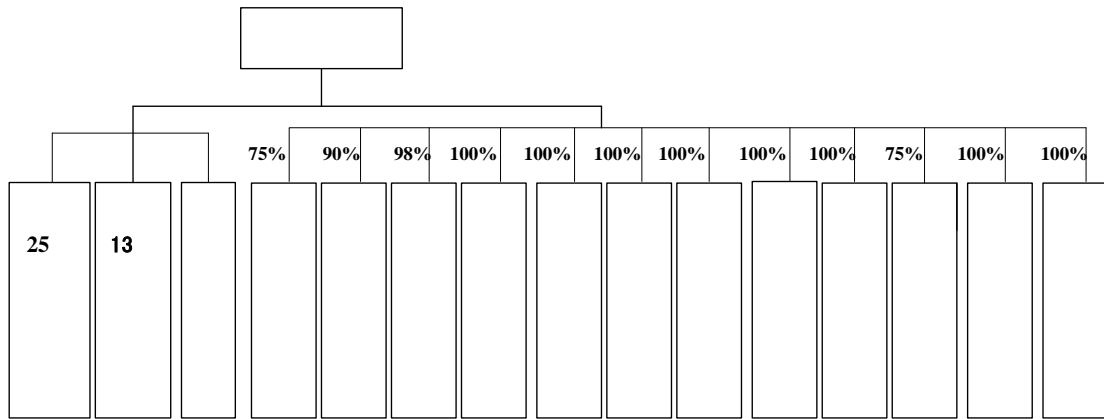
" "

"

2013

2013 4 24





3

25%

353

1

1/3

2007 2

2015

60

353

4

34

" "

2

"

"

"

"

3

2012

2012

"

"

1

353

6.7%

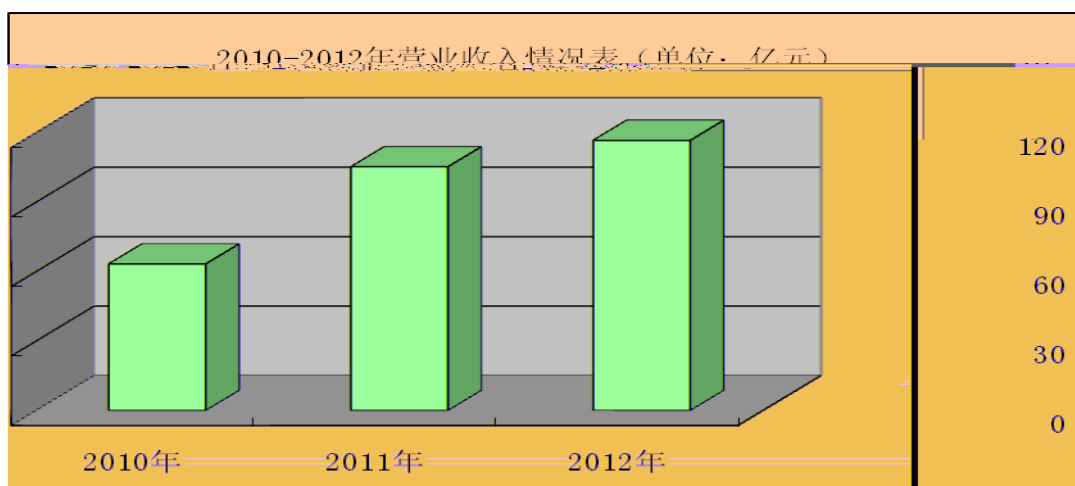
20 80

" "

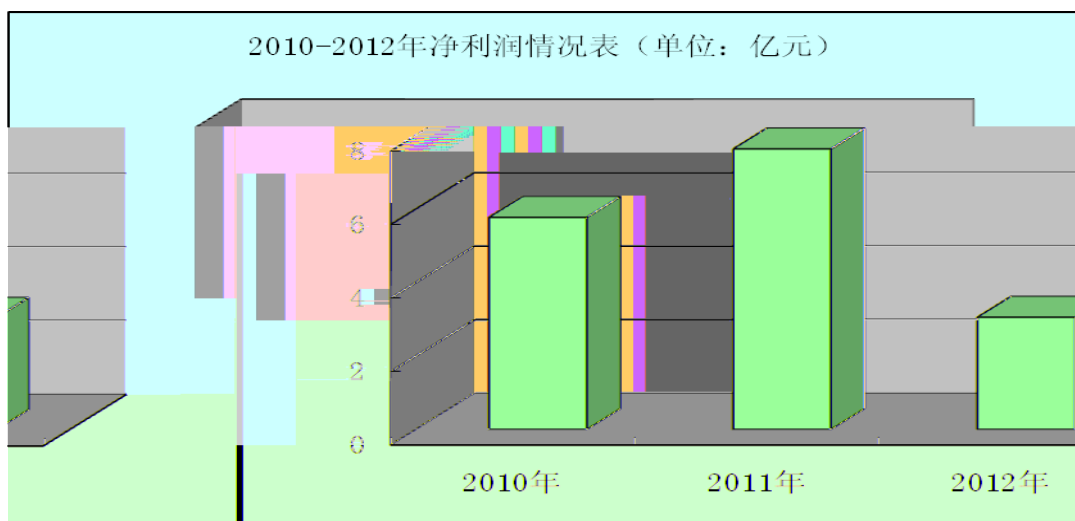


1

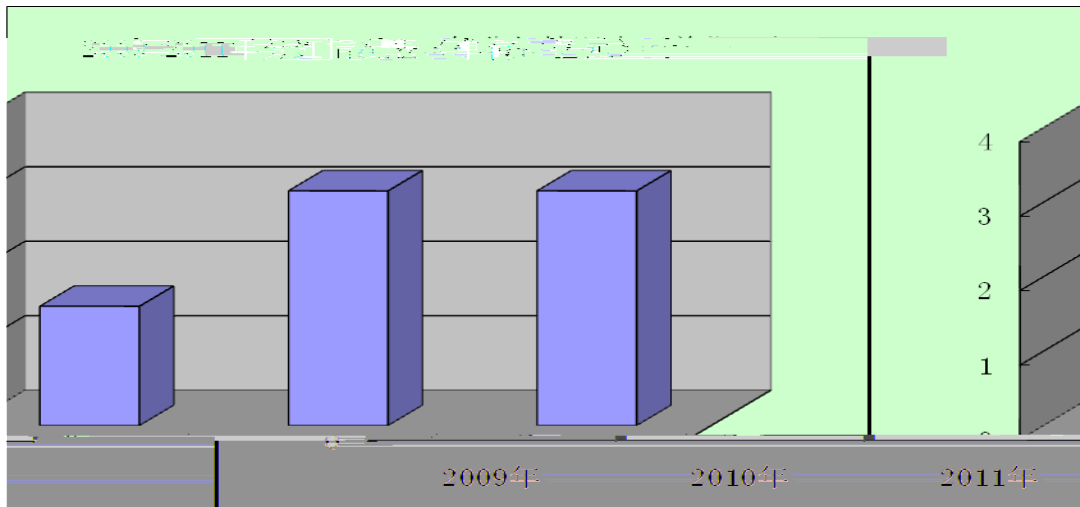
1



2



3



2

**3**

**4**

5

—

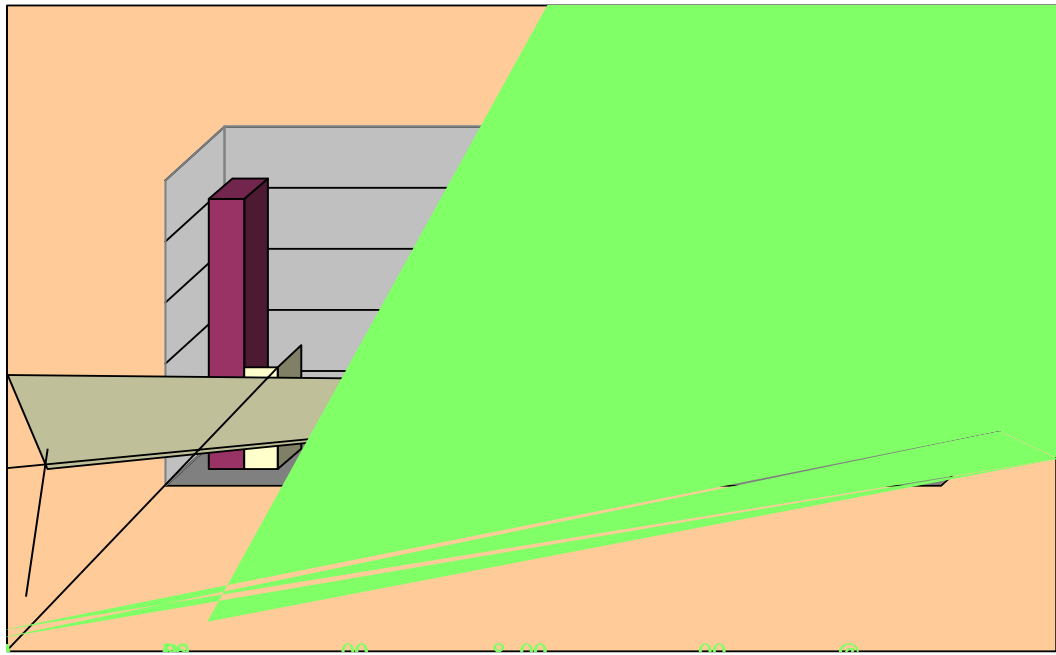
7

10

**1**

**2**

“ ”



3

"

"

"

---

"

"

"

**4**

2012

25

"

3000

52

"

"

"

•

" "

•

"

2012

"

"

555

66.37

3045

111.56

2012

40.1

**5**

OA

2012 3 1

2012 4 17  
80

“ ”



2012 7 18-20

65

**6**

2012 3 9

2012 5 4 -6

" — "

" "



" — "

5 28 -6 2

" "

5

2 3 4 5 8



2012 8

2



2012 11 27 -29

27 54

"

"

**1**

"

"

2012

2012      1.6  
**2**

2012

[2012]1

10      20



2012

1327.2

**1**

201

60

— —

"

"

"

"

**3**

**4**

**1**

— —

**2**

		"	"	2012	
	26				84
					2012
				102,920	25,100
	6045	3,000	352.58		27.7

**3**

2012

1305

140

133

31,627

758

4

" "

"





4

2,000

2012

5

2012

97.67

102.31

" "

2012

"

"

2013

**1**

2013

2012

" "

**2**

2013

2012

**3**

**4**

**5**